



Improving patients'
lives with home
compression therapy



Who We Are

WHO IS BIO COMPRESSION?



Bio Compression has been the leading manufacturer of pneumatic compression devices for almost 40 years.

All of our pumps are lightweight and user friendly with a non-peristaltic action that mimics the body's own natural function. This action helps to increase circulation and reduce edema to manage your symptoms and improve your quality of life.

Compression therapy is used for the treatment of lymphedema, lipedema, venous insufficiency, wound healing, DVT prophylaxis, and many other circulatory disorders.

Based in Moonachie, New Jersey – our manufacturing facility is focused on quality products, boasting the largest selection of garments and the longest guarantee in the industry.

With countless clinical studies to prove the efficacy of our products, it's no wonder that patients from all over the world use Bio Compression devices to help treat their lymphatic and circulatory disorders. We are proud to help you.



2000 SERIES Sequential

On the forefront of pneumatic compression is our 2000 series pumps. Designed to be user friendly, a digital screen allows for easy operation. The pause button allows you to stop treatment and start again without skipping a beat; focus therapy allows for extra attention to a specific area; and the compliance meter keeps track of your hours of use. These gradient sequential pneumatic compression devices are used for the treatment of lymphedema, venous insufficiency, and various other circulatory disorders. Improve your quality of life starting today with the 2000 series pumps.

Benefits Include:

- Manage pain
- Increase lymphatic and vascular flow
- Promote wound healing
- Reduce swelling
- Prevent infection
- Improve quality of life

Indications

- Lymphedema
- Lipedema
- Phlebolympedema
- DVT prophylaxis
- Chronic venous insufficiency
- Wound care



SC-2004-DL

Key Features:

- 4-Chamber compression therapy
- Unilateral or bilateral capability
- Adjustable pressure between 10 mmHg and 120 mmHg
- Adjustable cycle time between 60 and 120 seconds
- Countdown timer or continuous mode
- Focus therapy
- Pause button
- Compliance meter
- 3 year warranty

Specifications:

Dimensions: 4.5" x 12" x 7.34"
11 cm x 30 cm x 18 cm
Weight: 3.3 lbs.
1,5 kgs

HCPCS: E0651

See product manual for warnings, precautions, and contraindications.



SC-2008-DL

Key Features:

- 8-Chamber compression therapy
- Unilateral or bilateral capability
- Adjustable pressure between 10 mmHg and 120 mmHg
- Adjustable cycle time between 60 and 120 seconds
- Countdown timer or continuous mode
- Focus therapy
- Pause button
- Compliance meter
- 3 year warranty

Specifications:

Dimensions: 4.5" x 12" x 7.34"
11 cm x 30 cm x 18 cm
Weight: 3.65 lbs.
1,7 kg

HCPCS: E0651



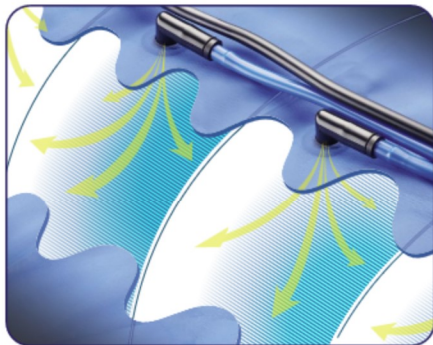
Made to the hig



Bio Compression Systems produces the most extensive range of garments in the industry. With over 50 different standard sizes available off the shelf for lower extremity, upper extremity, abdominal and truncal patients, nobody is left untreated by Bio Compression. And for those rare occasions where our standard sleeves do not fit, our manufacturing facility produces custom garments once a week to assure everyone is properly fitted without having to wait.

All of our garments are made of high quality 200 Denier Nylon Oxford, coated with 3 mil of polyurethane to assure a level of water resistance that allows all of our sleeves to be cleaned. Engineered with our special baffle system to guarantee there is no gapping during treatment, our sleeves are latex free and do not require expanders, separate tubing, or any other accessories. A simple connection system allows you to plug the sleeves into our pump with ease and be operational within seconds.

All of our lower extremity sleeves come complete with pull-up straps for ease of use, and our entire range of sleeves includes protective loops to stop unnecessary pulling of the tubes. Biocomfort Garments are manufactured with zippers from YKK, the best of its kind. We spare no cost in assuring that you get the greatest sleeve possible. Our goal is 100% satisfaction for every patient we treat.



Baffle System

While many other companies promote an overlapping chamber system with their sleeves, our garments have been carefully engineered with a baffle system that assures the best flow of pressure from one chamber to the next. The construction of independently controlled pressure chambers assures there is never gapping, peaks and valleys or bleed-through with the delivered pressure.

Best Standards




Quick Connect System

Our Biocomfort Garments all come ready to use. Just line up the chamber numbers on our specially developed clips with the numbers on our pumps, squeeze the clip and insert. It's that easy to get your treatment sessions started.



YKK® Zippers

We spare no cost in assuring that your garment is the best possible product. All of our zippers come from YKK®, one of the leaders in the industry. Complete with automatic locking sliders, our sleeves will not unzip accidentally when inflated.



Welded Air Connection Ports

All of our sleeves come complete with connection ports that are RF Welded into the sleeves. This construction guarantees that there will be no leaking, no breaking, and a perfect flow of air each and every time you sit down for a treatment.



Integrated Pull-Up Straps

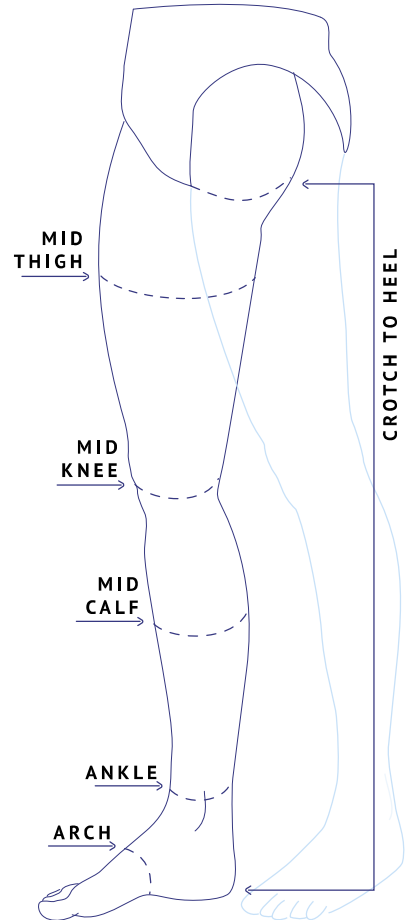
All of our lower extremity garments come complete with built-in pull-up straps. While our garments are already the easiest to don and doff, we have taken every step possible to assure your patients are compliant every step of the way.

4 Chamber

STANDARD LEG SLEEVE



4 Chamber Standard Leg Sleeve Size and Part Number										
Measurements below are in Inches and are the maximum allotted point on limb										
Part Number	Size		Circumferences						Lengths	
			Thigh below Crotch	Mid Thigh	Mid Knee	Mid Calf	Ankle	Arch (Instep)	Crotch to Heel (Length)	Inguinal Crease
GN-3045-S	Small	Narrow	25.5"	25"	22"	20"	18"	19.5"	25.5"	27"
GN-3045-M	Medium	Narrow	27.5"	25.5"	23"	20"	18"	19.5"	28"	32"
GN-3045-L	Large	Narrow	28"	26"	24"	21"	18"	19.5"	32"	36"
GS-3045-H	Half	Standard	N/A	N/A	29"	27"	23.5"	22"	19"	NA
GS-3045-S	Small	Standard	31"	30"	28"	24.5"	21.5"	19.5"	25.5"	27"
GS-3045-M	Medium	Standard	32"	30"	28"	24.5"	21.5"	19.5"	28"	32"
GS-3045-L	Large	Standard	33"	32"	30"	26"	21.5"	19.5"	32"	36"
GW-3045-H	Half	Wide	N/A	N/A	30.5"	28"	29"	23"	19"	NA
GW-3045-S	Small	Wide	35.5"	34"	30.5"	28"	25.5"	21.5"	25.5"	27"
GW-3045-M	Medium	Wide	36.5"	34"	30"	28"	25.5"	22.5"	28"	32"
GW-3045-L	Large	Wide	37"	36"	32"	29"	24"	20.5"	32"	36"
GXW-3045	Medium	Extra Wide	44"	41"	36"	34"	30"	22.5"	29"	32"
Measurements below are in Centimeters and are the maximum allotted point on limb										
Part Number	Size		Circumferences						Lengths	
			Thigh below Crotch	Mid Thigh	Mid Knee	Mid Calf	Ankle	Arch (Instep)	Crotch to Heel (Length)	Inguinal Crease
GN-3045-S	Small	Narrow	65	64	56	51	46	50	65	69
GN-3045-M	Medium	Narrow	70	65	58	51	46	50	71	81
GN-3045-L	Large	Narrow	71	66	61	55	46	50	81	91
GS-3045-H	Half	Standard	N/A	N/A	74	69	60	56	48	NA
GS-3045-S	Small	Standard	79	76	71	62	55	50	65	69
GS-3045-M	Medium	Standard	81	76	71	62	55	50	71	81
GS-3045-L	Large	Standard	84	81	76	66	55	50	81	91
GW-3045-H	Half	Wide	N/A	N/A	78	71	74	58	48	NA
GW-3045-S	Small	Wide	90	86	77	71	65	55	65	69
GW-3045-M	Medium	Wide	93	86	76	71	65	57	71	81
GW-3045-L	Large	Wide	94	91	81	74	61	52	81	91
GXW-3045	Medium	Extra Wide	112	104	91	86	76	57	74	81



HCPCS: E0669 – Half leg E0667 – Full leg

4 Chamber

ADJUSTABLE LEG SLEEVE



LOWER EXTREMITY GARMENTS

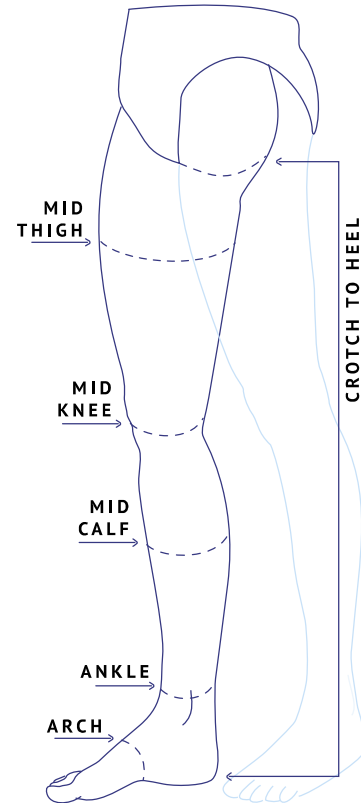
4 Chamber Adjustable Leg Sleeve Size and Part Number

Measurements below are in **Inches** and are the maximum allotted point on limb

Part Number	Size		Circumferences						Lengths	
			Thigh below Crotch	Mid Thigh	Mid Knee	Mid Calf	Ankle	Arch (Instep)	Crotch to Heel (Length)	Inguinal Crease
GA-3045-H	Half	Adjustable	N/A	N/A	32"	30"	23.5"	22"	19"	NA
GA-3045-S	Small	Adjustable	34"	33"	31"	27.5"	21.5"	19.5"	25.5"	27"
GA-3045-M	Medium	Adjustable	35"	34"	31"	27.5"	21.5"	19.5"	28"	32"
GA-3045-L	Large	Adjustable	37"	36"	33"	29"	21.5"	19.5"	32"	36"
GWA-3045-H	Half	Adj. Wide	N/A	N/A	33.5"	31"	29"	23"	19"	N/A
GWA-3045-S	Small	Adj. Wide	38.5"	37"	33.5"	31"	25.5"	21.5"	25.5"	27"
GWA-3045-M	Medium	Adj. Wide	39.5"	36.5"	33.5"	31"	25.5"	22.5"	28"	32"
GWA-3045-L	Large	Adj. Wide	40"	38"	35"	32"	24"	22.5"	32"	36"
GXWA-3045	Medium	Adj. Extra Wide	47"	44"	39"	37"	30"	22.5"	29"	32"

Measurements below are in **Centimeters** and are the maximum allotted point on limb

Part Number	Size		Circumferences						Lengths	
			Thigh below Crotch	Mid Thigh	Mid Knee	Mid Calf	Ankle	Arch (Instep)	Crotch to Heel (Length)	Inguinal Crease
GA-3045-H	Half	Adjustable	N/A	N/A	81	76	60	56	48	NA
GA-3045-S	Small	Adjustable	86	84	79	70	55	49	65	69
GA-3045-M	Medium	Adjustable	89	86	79	70	55	49	71	81
GA-3045-L	Large	Adjustable	94	91	84	74	55	49	81	91
GWA-3045-H	Half	Adj. Wide	N/A	N/A	85	79	74	58	48	NA
GWA-3045-S	Small	Adj. Wide	98	94	85	79	65	55	65	69
GWA-3045-M	Medium	Adj. Wide	100	93	85	79	65	57	71	81
GWA-3045-L	Large	Adj. Wide	102	96	89	81	61	57	81	91
GXWA-3045	Medium	Adj. Extra Wide	119	112	99	94	76	57	74	81



HCPCS:
E0669 – Half leg
E0667 – Full leg

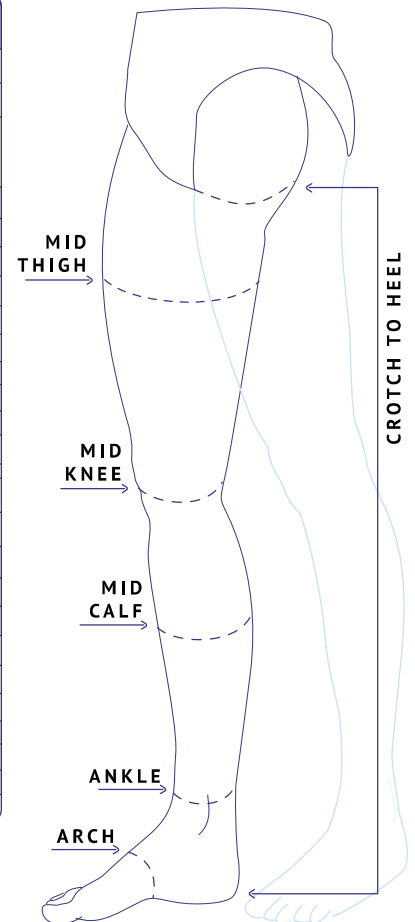
8 Chamber

STANDARD LEG SLEEVE



8 Chamber Standard Leg Sleeve Size and Part Number										
Measurements below are in Inches and are the maximum allotted point on limb										
Part Number	Size		Circumferences						Lengths	
			Thigh below Crotch	Mid Thigh	Mid Knee	Mid Calf	Ankle	Arch (Instep)	Crotch to Heel (Length)	Inguinal Crease
G8-3045-S	Small	Standard	31"	30"	28"	24.5"	21.5"	19.5"	25.5"	27"
G8-3045-M	Medium	Standard	32"	30"	28"	24.5"	21.5"	19.5"	28"	32"
G8-3045-L	Large	Standard	33"	32"	30"	26"	21.5"	19.5"	32"	36"
GN8-3045-S	Small	Narrow	25.5"	25"	22"	20"	18"	19.5"	25.5"	27"
GN8-3045-M	Medium	Narrow	27.5"	25.5"	23"	20"	18"	19.5"	28"	32"
GN8-3045-L	Large	Narrow	28"	26"	24"	21"	18"	19.5"	32"	36"
GW8-3045-S	Small	Wide	35.5"	34"	30.5"	28"	25.5"	21.5"	25.5"	27"
GW8-3045-M	Medium	Wide	36.5"	34"	30"	28"	25.5"	22.5"	28"	32"
GW8-3045-L	Large	Wide	37"	36"	32"	29"	24"	20.5"	32"	36"
GXW8-3045	Medium	Extra Wide	44"	41"	36"	34"	30"	22.5"	29"	32"
Measurements below are in Centimeters and are the maximum allotted point on limb										
Part Number	Size		Circumferences						Lengths	
			79	76	71	62	55	49	65	69
G8-3045-S	Small	Standard	79	76	71	62	55	49	65	69
G8-3045-M	Medium	Standard	81	76	71	62	55	49	71	81
G8-3045-L	Large	Standard	84	81	76	66	55	49	81	91
GN8-3045-S	Small	Narrow	65	63	56	51	46	49	65	69
GN8-3045-M	Medium	Narrow	70	65	58	51	46	49	71	81
GN8-3045-L	Large	Narrow	71	66	61	53	46	49	81	91
GW8-3045-S	Small	Wide	90	86	77	71	65	55	65	69
GW8-3045-M	Medium	Wide	93	86	76	71	65	57	71	81
GW8-3045-L	Large	Wide	94	91	81	74	61	52	81	91
GXW8-3045	Medium	Extra Wide	112	104	91	86	76	57	74	81

HCPCS: E0667 – Full leg



8 Chamber

ADJUSTABLE LEG SLEEVE



LOWER EXTREMITY GARMENTS

8 Chamber Adjustable Leg Sleeve Size and Part Number

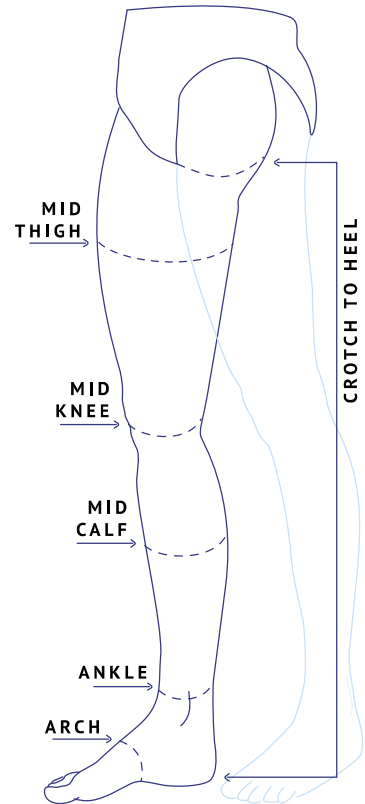
Measurements below are in **Inches** and are the maximum allotted point on limb

Part Number	Size	Adjustability	Circumferences					Lengths		
			Thigh below Crotch	Mid Thigh	Mid Knee	Mid Calf	Ankle	Arch (Instep)	Crotch to Heel (Length)	Inguinal Crease
A8-3045-S	Small	Adjustable	34"	33"	31"	27.5"	21.5"	19.5"	25.5"	27"
A8-3045-M	Medium	Adjustable	35"	34"	31"	27.5"	21.5"	19.5"	28"	32"
A8-3045-L	Large	Adjustable	37"	36"	33"	29"	21.5"	19.5"	32"	36"
GWA8-3045-S	Small	Adj. Wide	38.5"	37"	33.5"	31"	25.5"	21.5"	25.5"	27"
GWA8-3045-M	Medium	Adj. Wide	39.5"	36.5"	33.5"	31"	25.5"	22.5"	28"	32"
GWA8-3045-L	Large	Adj. Wide	40"	38"	35"	32"	24"	22.5"	32"	36"
GXWA8-3045	Medium	Adj. Extra Wide	47"	44"	39"	37"	30"	22.5"	29"	32"

Measurements below are in **Centimeters** and are the maximum allotted point on limb

Part Number	Size	Adjustability	Circumferences					Lengths		
			Thigh below Crotch	Mid Thigh	Mid Knee	Mid Calf	Ankle	Arch (Instep)	Crotch to Heel (Length)	Inguinal Crease
A8-3045-S	Small	Adjustable	86	84	79	70	55	49	65	69
A8-3045-M	Medium	Adjustable	89	86	79	70	55	49	71	81
A8-3045-L	Large	Adjustable	94	91	84	74	55	49	81	91
GWA8-3045-S	Small	Adj. Wide	98	94	85	79	65	55	65	69
GWA8-3045-M	Medium	Adj. Wide	100	93	85	79	65	57	71	81
GWA8-3045-L	Large	Adj. Wide	102	96	89	81	61	57	81	91
GXWA8-3045	Medium	Adj. Extra Wide	119	112	99	94	76	57	74	81

HCPCS: E0667 – Full leg



4 Chamber

ARM SLEEVE

UPPER EXTREMITY GARMENTS



4 Chamber Arm Sleeve Size and Part Number

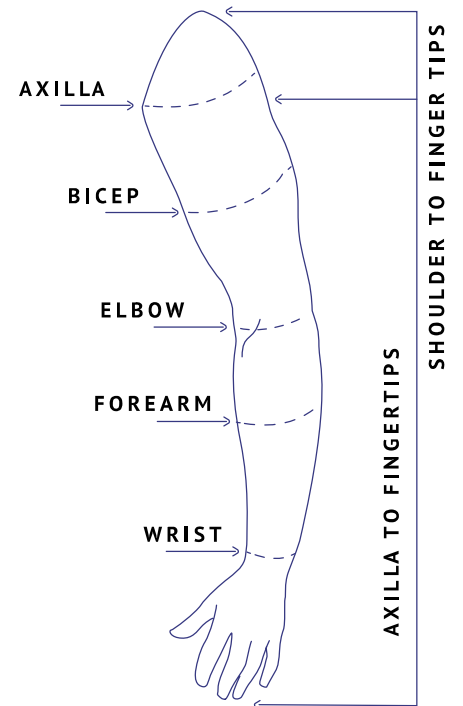
Measurements below are in **Inches** and are the maximum allotted point on limb

Part Number	Size	Circumferences					Lengths	
		Axilla	Bicep	Elbow	Forearm	Wrist	Axilla to Fingertips	Shoulder to Fingertips
GS-3035-S	Small	23.5"	22"	19.5"	17.5"	15"	24"	26.5"
GS-3035-M	Medium	27"	26"	24"	21"	18"	28"	31"
GS-3035-L	Large	25.5"	24"	21.5"	19"	16"	31"	35.5"

Measurements below are in **Centimeters** and are the maximum allotted point on limb

Part Number	Size	Circumferences					Lengths	
		Axilla	Bicep	Elbow	Forearm	Wrist	Axilla to Fingertips	Shoulder to Fingertips
GS-3035-S	Small	60	56	49	44	38,	61	67
GS-3035-M	Medium	69	66	61	53	46	71	79
GS-3035-L	Large	65	61	55	48	41	79	90

HCPCS: E0668



4 Chamber

ARM & SHOULDER SLEEVE



U P P E R E X T R E M I T Y G A R M E N T S

4 Chamber Arm & Shoulder Sleeve Size and Part Number

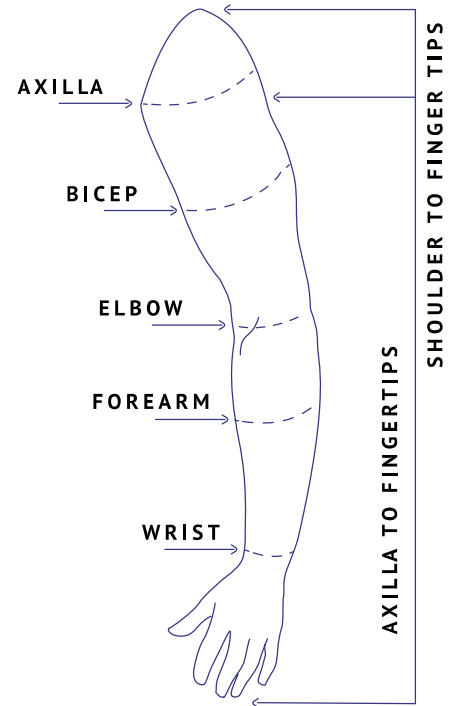
Measurements below are in **Inches** and are the maximum allotted point on limb

Part Number	Size	Circumferences					Lengths	
		Axilla	Bicep	Elbow	Forearm	Wrist	Axilla to Fingertips	Shoulder to Fingertips
GS-3035-SH-S-L	Small Left	23.5"	22"	19.5"	17.5"	15"	24"	26.5"+8"
GS-3035-SH-S-R	Small Right	23.5"	22"	19.5"	17.5"	15"	24"	26.5"+8"
GS-3035-SH-M-L	Medium Left	27"	26"	24"	21"	18"	28"	31"+8"
GS-3035-SH-M-R	Medium Right	27"	26"	24"	21"	18"	28"	31"+8"
GS-3035-SH-L-L	Large Left	25.5"	24"	21.5"	19"	16"	31"	35.5"+8"
GS-3035-SH-L-R	Large Right	25.5"	24"	21.5"	19"	16"	31"	35.5"+8"

Measurements below are in **Centimeters** and are the maximum allotted point on limb

Part Number	Size	Circumferences					Lengths	
		Axilla	Bicep	Elbow	Forearm	Wrist	Axilla to Fingertips	Shoulder to Fingertips
GS-3035-SH-S-L	Small Left	60	56	49	44	38	61	67+20
GS-3035-SH-S-R	Small Right	60	56	49	44	38	61	67+20
GS-3035-SH-M-L	Medium Left	69	66	61	53	46	71	79+20
GS-3035-SH-M-R	Medium Right	69	66	61	53	46	71	79+20
GS-3035-SH-L-L	Large Left	65	61	55	48	41	79	90+20
GS-3035-SH-L-R	Large Right	65	61	55	48	41	79	90+20

HCPCS: E0668



8 Chamber

ARM SLEEVE

UPPER EXTREMITY GARMENTS



8 Chamber Arm Sleeve Size and Part Number

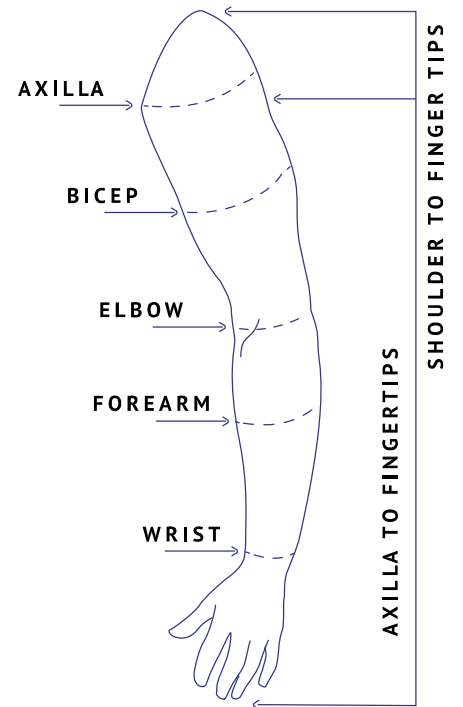
Measurements below are in **Inches** and are the maximum allotted point on limb

Part Number	Size	Circumferences					Lengths	
		Axilla	Bicep	Elbow	Forearm	Wrist	Axilla to Fingertips	Shoulder to Fingertips
G8-3035-S	Small	23.5"	22"	19.5"	17.5"	15"	24"	26.5"
G8-3035-M	Medium	27"	26"	24"	21"	18"	28"	31"
G8-3035-L	Large	25.5"	24"	21.5"	19"	16"	31"	35.5"

Measurements below are in **Centimeters** and are the maximum allotted point on limb

Part Number	Size	Circumferences					Lengths	
		Axilla	Bicep	Elbow	Forearm	Wrist	Axilla to Fingertips	Shoulder to Fingertips
G8-3035-S	Small	60	56	49	44	38	61	67
G8-3035-M	Medium	69	66	61	53	46	71	79
G8-3035-L	Large	65	61	55	48	41	79	90

HCPCS: E0668



8 Chamber

ARM & SHOULDER SLEEVE



U P P E R
E X T R E M I T Y
G A R M E N T S

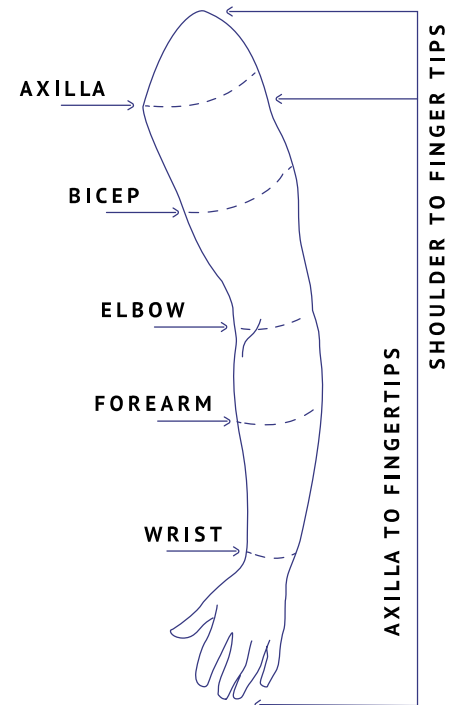
8 Chamber Arm & Shoulder Sleeve Size and Part Number

Measurements below are in **Inches** and are the maximum allotted point on limb

Part Number	Size	Circumferences					Lengths	
		Axilla	Bicep	Elbow	Forearm	Wrist	Axilla to Fingertips	Shoulder to Fingertips
G8-3035-SH-S-L	Small Left	23.5"	22"	19.5"	17.5"	15"	24"	26.5"+8"
G8-3035-SH-S-R	Small Right	23.5"	22"	19.5"	17.5"	15"	24"	26.5"+8"
G8-3035-SH-M-L	Medium Left	27"	26"	24"	21"	18"	28"	31"+8"
G8-3035-SH-M-R	Medium Right	27"	26"	24"	21"	18"	28"	31"+8"
G8-3035-SH-L-L	Large Left	25.5"	24"	21.5"	19"	16"	31"	35.5"+8"
G8-3035-SH-L-R	Large Right	25.5"	24"	21.5"	19"	16"	31"	35.5"+8"

Measurements below are in **Centimeters** and are the maximum allotted point on limb

Part Number	Size	Circumferences					Lengths	
		Axilla	Bicep	Elbow	Forearm	Wrist	Axilla to Fingertips	Shoulder to Fingertips
G8-3035-SH-S-L	Small Left	60	56	49	44	38	61	67+20
G8-3035-SH-S-R	Small Right	60	56	49	44	38	61	67+20
G8-3035-SH-M-L	Medium Left	69	66	61	53	46	71	79+20
G8-3035-SH-M-R	Medium Right	69	66	61	53	46	71	79+20
G8-3035-SH-L-L	Large Left	65	61	55	48	41	79	90+20
G8-3035-SH-L-R	Large Right	65	61	55	48	41	79	90+20



HCPCS: E0668